


MANGALORE



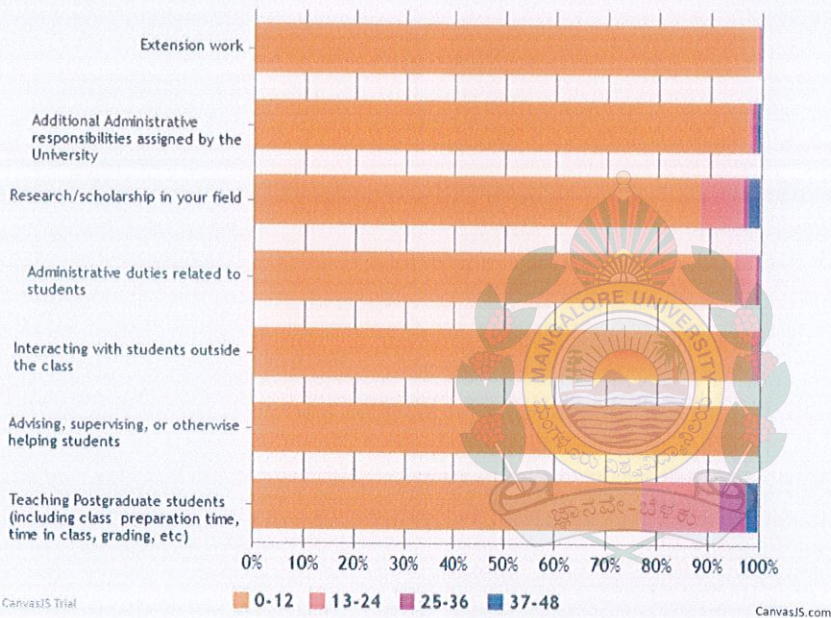
UNIVERSITY

**Teachers Feedback Analysis Report for the year
2021-22**



8. Of those hours, approximately how many do you spend on each of the following activities (these estimates need not be sum of the number reported in question 10 a). Please write the hours per week in the boxes provided. If not sure, give your best estimate. If none, write "0".

Questions	0-12	13-24	25-36	37-48	Total
Teaching Postgraduate students (including class preparation time, time in class, grading, etc)	90(76.92%)	18(15.38%)	6(5.13%)	3(2.56%)	117
Advising, supervising, or otherwise helping students	117(100.00%)	0(0.00%)	0(0.00%)	0(0.00%)	117
Interacting with students outside the class	115(98.29%)	2(1.71%)	0(0.00%)	0(0.00%)	117
Administrative duties related to students	111(94.87%)	5(4.27%)	1(0.85%)	0(0.00%)	117
Research/scholarship in your field	103(88.03%)	10(8.55%)	1(0.85%)	3(2.56%)	117
Additional Administrative responsibilities assigned by the University	115(97.46%)	1(0.85%)	1(0.85%)	1(0.85%)	118
Extension work	116(99.15%)	1(0.85%)	0(0.00%)	0(0.00%)	117




Handwritten signature

Registrar
Mangalore University
Mangalagangothri - 574 199

9. Please select in what extent do you use the following?

Questions	Frequently	Moderately	Rarely	Never	Unanswered
Lecture					1(0.85%)
Class discussion					1(0.85%)
Collaborative/ Co-Operative learning	40(34.19%)	71(60.68%)	6(5.13%)		0(0%)
Experiential/ problem based learning	58(49.15%)	54(45.76%)	5(4.24%)		1(0.85%)
Group projects	31(26.50%)	69(58.97%)	17(14.53%)		0(0%)
Multiple drafts of written work	26(22.22%)	65(55.56%)	23(19.66%)	2(1.71%)	1(0.85%)
Community services	10(8.55%)	53(45.30%)	41(35.04%)	10(8.55%)	3(2.56%)
Frequent feedback from student on their progress	57(48.72%)	50(42.74%)	10(8.55%)		0(0%)
Multiple-choice tests / exams	44(37.61%)	53(45.30%)	17(14.53%)	1(0.85%)	2(1.71%)
Essay or other open ended quiz or exams	34(29.06%)	60(51.28%)	22(18.80%)		1(0.85%)
Papers or other open ended assignments	57(48.72%)	50(42.74%)	8(6.84%)		2(1.71%)
Student presentations	75(63.56%)	34(28.81%)	5(4.24%)		4(3.39%)
Further discussion outside the classroom	51(43.22%)	55(46.61%)	10(8.47%)		2(1.69%)
Case studies/ real time examples	55(47.01%)	35(29.91%)	21(17.95%)	2(1.71%)	4(3.42%)
Hands on Experience	60(51.28%)	46(39.32%)	8(6.84%)		3(2.56%)
Assignments or exercises focusing on applications	71(60.68%)	40(34.19%)	4(3.42%)		2(1.71%)



Please select in what extent do you use the following?

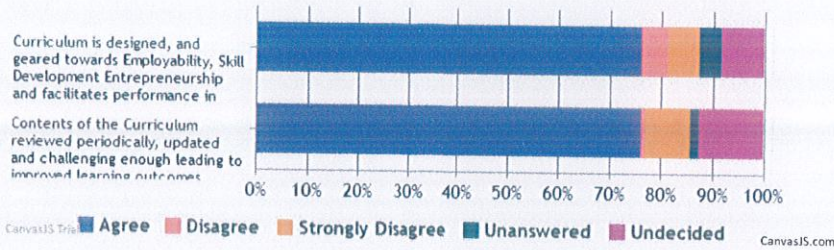


BB

Registrar
Mangalore University
Mangalagangothri - 574 199


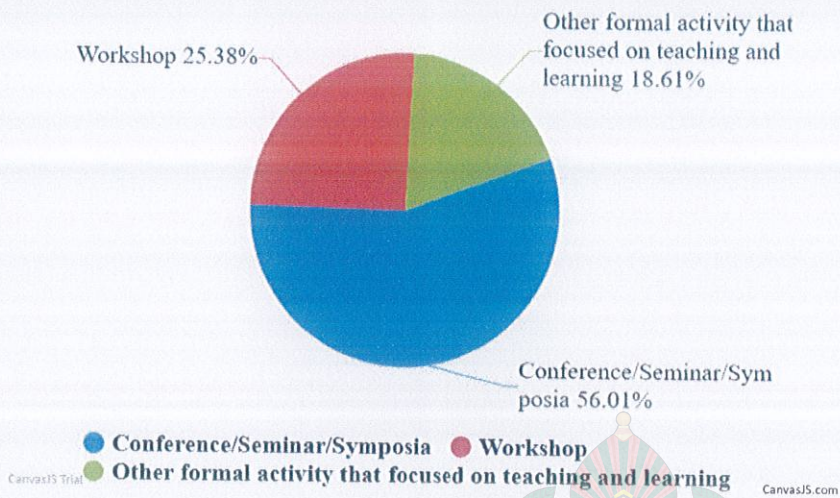
10. Please indicate your level of Agreement with each of the following statements.

Questions	Agree	Disagree	Strongly Disagree	Undecided	Unanswered
Contents of the Curriculum reviewed periodically, updated and challenging enough leading to improved learning outcomes	89(76.07%)	1(0.85%)	10(8.55%)	15(12.82%)	2(1.71%)
Curriculum is designed, and geared towards Employability, Skill Development Entrepreneurship and facilitates performance in competitive exams.	89(76.07%)	6(5.13%)	7(5.98%)	10(8.55%)	5(4.27%)




12. Participation in the following:

Values	Total	Percentage
Conference/Seminar/Symposia	960	56.01%
Workshop	435	25.38%
Other formal activity that focused on teaching and learning	319	18.61%



13. Do you agree that the out-of-class contact with Postgraduate students is decreasing?

Values	Total	Percentage
Yes	31	26.50%
No	86	73.50%



CanvasJS Trial

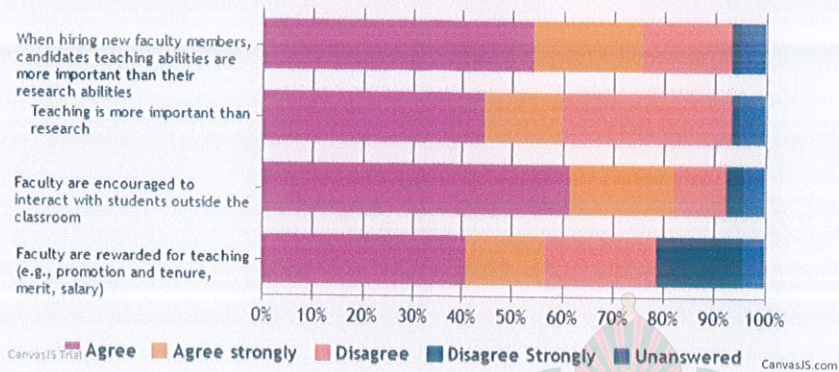
● Yes ● No


CanvasJS.com



17. Indicate your level of agreement with each of the following statements:

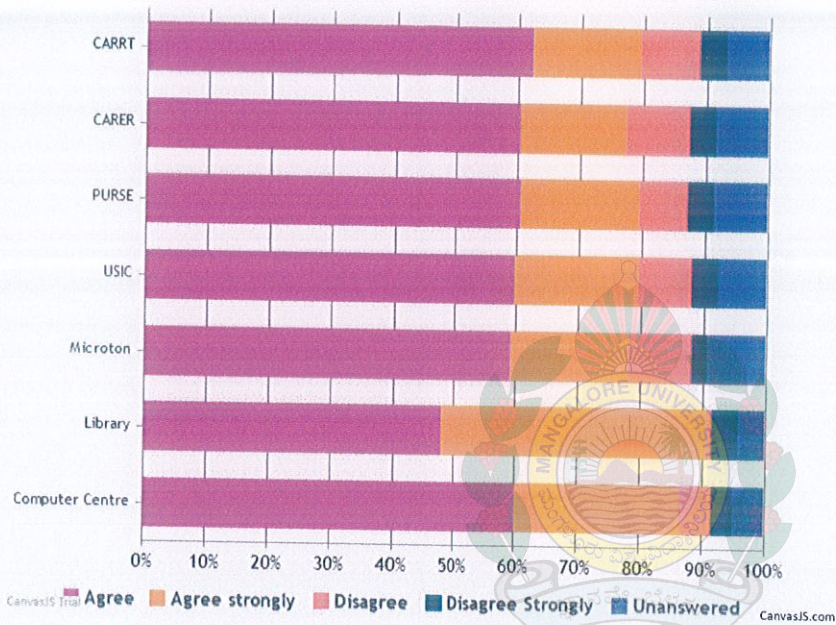
Questions	Agree Strongly	Agree	Disagree	Disagree Strongly	Unanswered
Faculty are rewarded for teaching (e.g., promotion and tenure, merit, salary)	18(15.38%)	48(41.03%)	26(22.22%)	20(17.09%)	5(4.27%)
Faculty are encouraged to interact with students outside the classroom	24(20.51%)	72(61.54%)	12(10.26%)	4(3.42%)	5(4.27%)
Teaching is more important than research	18(15.13%)	53(44.54%)	40(33.61%)	2(1.68%)	6(5.04%)
When hiring new faculty members, candidates teaching abilities are more important than their research abilities	25(21.19%)	64(54.24%)	21(17.80%)	2(1.69%)	6(5.08%)





 Registrar
 Mangalore University
 Mangalagangothri - 574 199

17 E. Faculty are encouraged to use the services of the on campus facilities like :

Questions	Agree Strongly	Agree	Disagree	Disagree Strongly	Unanswered
Computer Centre	31(26.27%)	71(60.17%)	6(5.08%)	4(3.39%)	6(5.08%)
Library	50(42.74%)	56(47.86%)	1(0.85%)	5(4.27%)	5(4.27%)
Microton	22(18.64%)	70(59.32%)	12(10.17%)	3(2.54%)	11(9.32%)
USIC	23(19.66%)	70(59.83%)	10(8.55%)	5(4.27%)	9(7.69%)
PURSE	22(18.80%)	71(60.68%)	9(7.69%)	5(4.27%)	10(8.55%)
CARER	20(16.81%)	72(60.50%)	12(10.08%)	5(4.20%)	10(8.40%)
CARRT	20(17.09%)	73(62.39%)	11(9.40%)	5(4.27%)	8(6.84%)




 Registrar
 Mangalore University
 Mangalagangothri - 574 199